



Saiham Textile Mills Ltd.

Dhaka Office: 'Asset Rosedale' House # 02 (4th Floor), Road # 55, Gulshan-2, Dhaka-1212, Bangladesh.
Phone : 9862284, 9863323, 9887441, Fax : +88-02-9894607, 8826254, Website: www.saiham.com
Registered Office & Factory : Noyapara, Saiham Nagar, Madhobpur, Habiganj-3333.

Ref: No ST/28/26/2016

Dated: Dhaka
January 28, 2016

The Chairman

Bangladesh Securities and Exchange Commission
Jiban Bima Tower(14th,15th,16th &20th floor)
10, Dilkusha C/A
Dhaka-1000.

Subject: Submission of un-audited half yearly financial statements of Saiham Textile Mills Ltd .

Dear sir,

As per regulation in 17(2) of DSE Listing Regulations 2015, we are Pleased to enclose herewith the Un-audited Half Yearly Financial Statements for the Period from July 01, 2015 to December 31, 2015 of Saiham Textile Mills Ltd. The above Un-audited Half Yearly Financial Statements are also available in the website of the Company.

The website of Saiham Textile Mills Ltd. is www.saiham.com

Thanking you

Yours faithfully


(Md. Neyamat Ullah)
Company Secretary


Copy to: (i) **The Chief Regulatory Officer**
Dhaka Stock Exchange Ltd
9/F, Motijheel C/A
Dhaka-1000.


(ii) **The Chief Regulatory Officer**
Chittagong Stock Exchange Ltd.
Eunoos Trade Centre (Level-15)
52-53, Dilkusha C/A
Dhaka-1000.

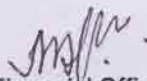
Saiham Textile Mills Ltd.
Statement of Financial Position (Un-Audited)
As on December 31, 2015

	Notes	Amount in Taka	
		December 31, 2015	June 30, 2015
Assets			
Non-Current Assets :		1,971,869,418	2,026,037,329
Property, Plant & Equipment- spinning (net of dep.)	1.00	751,904,719	764,460,341
Property, Plant & Equipment- Melange (net of dep.)	1.00	1,219,964,699	1,261,576,988
Current Assets :		2,018,793,702	2,422,110,147
Inventories		1,012,581,070	1,217,063,038
Trade Debtors		222,538,596	210,702,900
Sundry Receivable		12,590,167	28,756,067
Advances, Deposits & Prepayments		94,250,124	88,700,621
Cash & Cash Equivalents	2.00	676,833,745	876,887,521
Total Assets		3,990,663,120	4,448,147,476
Equity & Liabilities :			
Shareholders' Equity:		2,439,164,493	2,406,826,123
Share Capital		750,000,000	750,000,000
Share Premium (Rights Share)		727,500,000	727,500,000
General Reserve		2,764,589	2,764,589
Revaluation Reserve		508,873,996	522,050,567
Retained Earnings		450,025,908	404,510,967
Non-Current Liabilities :		499,817,885	463,521,154
Term Loan- HSBC	3.00	360,298,107	360,298,107
Term Loan- EBL	3.00	33,328,000	33,328,000
Deferred Tax Liability		106,191,778	69,895,047
Current Liabilities :		1,051,680,742	1,577,800,199
Short Term Loan	4.00	358,198,466	-
Bank Loan & Overdraft	5.00	144,666,507	145,153,226
Short Term Loan- others		17,500,000	17,500,000
Current portion of long term Loan	6.00	119,499,201	229,587,350
Rights Share money Refundable		15,000	15,000
Liabilities for Goods		319,233,949	1,122,351,843
Liabilities for Expenses & Other Finances		29,206,769	24,541,032
Provision for Tax		63,360,850	38,651,748
Total Liabilities		1,551,498,627	2,041,321,353
Total Equity & Liabilities		3,990,663,120	4,448,147,476
Net Assets Value (NAV) Per Share		32.52	32.09


Managing Director
 S.M. Faisal


Director
 Syed Ishtiaq Ahmed

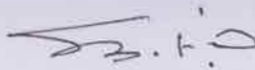

Chairman
 S.F.A.M. Shahjahan


Chief Financial Officer
 Abu Bakar Siddique


Company Secretary
 Md. Neyamat Ullah

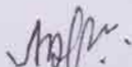
Saiham Textile Mills Limited
Statement of Comprehensive Income (Un- Audited)
For the Second quarter/ Half year ended on December 31,2015

Particulars	Notes	Amount in Taka			
		July' 15 to December'15	July' 14 to December'14	October 15 to December'15	October 14 to December'14
Turn over		875,855,223	1,023,918,907	460,971,418	498,472,999
Cost of Goods sold		(791,550,043)	(882,475,888)	(411,743,852)	(441,885,514)
Gross Profit		84,305,180	141,443,019	49,227,566	56,587,485
Admin. & Marketing expenses	7.00	(30,126,191)	(23,383,351)	(15,689,289)	(13,039,797)
Financial Expenses	8.00	(39,418,982)	(34,820,260)	(22,309,144)	(16,003,288)
Operating Profit		14,760,007	83,239,408	11,229,133	27,544,400
Non-Operating Income		28,737,292	32,925,893	12,590,167	19,121,744
Operating Profit before WPPF		43,497,299	116,165,301	23,819,300	46,666,144
Provision for WPPF		(2,071,300)	(5,531,681)	(1,134,252)	(2,222,197)
Profit before tax		41,425,999	110,633,620	22,685,048	44,443,947
Provision for Tax		(9,087,629)	(19,755,155)	(4,661,774)	(9,056,810)
Current Tax		(27,209,102)	(26,490,465)	(12,862,476)	(13,502,122)
Deferred Tax expenses		(36,296,731)	(16,245,620)	(17,524,250)	(22,558,932)
Net Profit after tax		32,338,370	90,878,465	18,023,274	35,387,137
Earning per share(EPS)		0.43	1.21	0.24	0.47
Earning per share(EPS) Annualized		0.86	2.42	0.96	1.89


Managing Director
 S.M. Faisal


Director
 Syed Ishtiaq Ahmed



Chairman
 S.F.A.M. Shahjahan



Chief Financial Officer
 Abu Bakar Siddique



Company Secretary
 Md. Neyamat Ullah

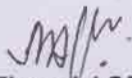
Saiham Textile Mills Ltd.
Statement of Cash Flow (Un-Audited)
For the Second quarter/half year ended on December 31, 2015

Particulars	Amount in Taka	
	July' 2015 to December' 2015	July' 2014 to December' 2014
Cash flows from operating activities -A		
Collection from Customers and other income	892,756,819	1,024,767,364
Payment to Suppliers, employees and other expenses	(1,330,707,023)	(671,899,100)
Income tax paid	(2,500,000)	(2,500,000)
Advanced Income tax paid	-	(59,883,466)
Net Cash flows from operating activities	(440,450,204)	290,484,798
Cash flows from investing activities -B		
Purchase of property, plant and equipment	(7,227,170)	(3,787,136)
Net cash used in investing activities	(7,227,170)	(3,787,136)
Cash flows from financing activities -C		
Loan (repaid) / received during the period	247,623,598	(278,946,832)
Net cash used in financing activities	247,623,598	(278,946,832)
Net increase / (Decrease) in cash and cash equivalents (A+B+C)	(200,053,776)	7,750,830
Cash and cash equivalents at the beginning of the financial year	876,887,521	892,886,423
Cash and cash equivalents at the end of the financial period	676,833,745	900,637,253
Net Operating Cash Flows Per Share	(5.87)	3.87
Net operating cash Flow per share annualized	(11.75)	7.75


Managing Director
S.M. Faisal


Director
Syed Ishtiaq Ahmed

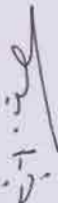

Chairman
S.F.A.M. Shahjahan



Chief Financial Officer
Abu Bakar Siddique


Company Secretary
Md. Neyamat Ullah


Saiham Textile Mills Ltd.
Statement of Changes in Equity (Un-Audited)
For the Second quarter/half year ended on December 31, 2015


Particulars	Share Capital	Share premium of Rights Share	General Reserve	Revaluation Surplus	Retained Earnings	Total in Taka
Balance as on July 01, 2015	750,000,000	727,500,000	2,764,589	522,050,567	404,510,967	2,406,826,123
Net profit after Tax	-	-	-	-	32,338,370	32,338,370
Adjustment of Revaluation of PPE	-	-	-	(13,176,571)	13,176,571	-
Balance as at December 31, 2015	750,000,000	727,500,000	2,764,589	508,873,996	450,025,908	2,439,164,493
Balance as at July 01, 2014	750,000,000	727,500,000	2,764,589	550,563,000	408,762,839	2,439,590,428
Net profit after Tax	-	-	-	-	90,878,465	90,878,465
Adjustment of Revaluation of PPE	-	-	-	(14,135,314)	14,135,314	-
Balance as at December 31, 2014	750,000,000	727,500,000	2,764,589	536,427,686	513,776,618	2,530,468,893


Managing Director
 S.M Faisal


Director
 Syed Ishtiaq Ahmed


Chairman
 S.F.A.M. Shahjahan


Chief Financial Officer
 Abu Bakar Siddique


Company Secretary
 Md. Neyamat Ullah

Saiham Textile Mills Ltd
Notes to the Financial Statements
As at and for the period ended December 31,2015

1.00 Property Plant & Equipment: Spinning Unit

This is arrived as follows:

	Amount in Taka	
	Dec 31,2015	June 30,2015
Cost	1,357,304,572	1,347,537,574
Less: Accumulated Depreciation	605,399,853	583,077,233
Written down value	751,904,719	764,460,341

Property Plant & Equipment: Melange Unit

Cost	1,450,359,229	1,449,488,199
Less: Accumulated Depreciation	230,394,530	187,911,211
Written down value	1,219,964,699	1,261,576,988

2.00 Cash & Cash Equivalent :

This consists of:

Cash in Hand	2,840,553	837,494
Cash at Bank	673,993,192	876,050,027
Total	676,833,745	876,887,521
Cash in hand :		
Head Office	2,439,854	594,571
Factory Office	400,699	242,923
Total	2,840,553	837,494
Cash at Bank :		
Janata Bank Ltd. (A/C No. 023733002322)	87,846	34,501
Janata Bank Ltd.(A/C No. 0340-0210001941)	349,006	4,735,515
Dutch Bangla Bank Ltd.(A/C No. 0116110000006828)	176,007	940,790
Dhaka Bank Ltd.(A/C No. 215150000001464)	1,778,800	5,034,008
HSBC (A/C No. 001-145145457-011)	37,143,583	4,122,816
Premier Bank Ltd (A/C no-014913100000040)	167,173	9,062,329
Standared Chartered Bank A/C no-01-1184135-01	79,841	102,275
Eastern Bank Ltd A/C no-101106032929	464	14,452
Dhaka Bank- Dividend a/c-215150000001554	5,816,006	7,933,025
<u>F.C Account</u>		
Dhaka Bank Ltd .F.C A/C-21413000000056	326,991	13,944,320
HSBC F.C Margin A/C no-001-145457-091	280,423	228,745
HSBC Offshore A/C no-050-0077-80-005	4,116,107	524,754
F.C Account with EBL A/C-1013100350441	1,170,945	1,872,496
Sub-total	51,493,192	48,550,027

<u>FDR</u>		
Dhaka Bank Ltd. (FDR No. 148076/953/12 & 148097/974/12)	27,500,000	82,500,000
AB Bank Ltd.(FDR No. 3369657, 3369662 & 3381892)	20,000,000	40,000,000
First Security Islami Bank Ltd.(MTDR No. 0298200/244-04)	20,000,000	30,000,000
HSBC (A/C No. 001-145457-101 & 001-145457-102) Dhaka	150,000,000	200,000,000
Lanka Bangla Finance FDR no-1220-001-204-205-206-358-3	335,000,000	335,000,000
Delta Brac Housing-(FDR-No 71000117027-128638)	35,000,000	35,000,000
IDLC Finance Ltd.	25,000,000	-
Dhaka Bank Dividend Accounts	10,000,000	-
Brac Bank Ltd.(FDR No. 1502302443153001) Nawabpur		30,000,000
Mutual Trust Bank Ltd.(FDR No. 101315/5391/12) Banani		20,000,000
Shahjalal Islami Bank Ltd.(MTDR No. 0165400) Main		20,000,000
IDLC Finance Ltd.(A/C No. 10252204175201) Gulshan		25,000,000
Bank Asia Ltd. (FDR No-0215500887,)		10,000,000
Sub-total	622,500,000	827,500,000
Grand Total	673,993,192	876,050,027

3.00 Term Loan

Name of the Bank

HSBC Ltd	360,298,107	360,298,107
Estern Bank Ltd	33,328,000	33,328,000

4.00 Short Term Loan-

358,198,466

Short Term loan- SCB	100,000,000	-
Short Term loan-HSBC bank	200,000,000	-
Short Term loan-Dhaka Bank	50,000,000	-
Short Term loan-Lanka Bangla	8,198,466	-

5.00 Bank Loan & Over Draft

144,666,507

145,153,226

Standared Chartered Bank	47,100,198	-
Estearn Bank Ltd	97,566,309	145,153,226

6.00 Current portion of Term Loan

Current portion of Term Loan -HSBC	113,247,201	227,503,350
Current portion of Term Loan-EBL	6,252,000	2,084,000
	119,499,201	229,587,350

7.00 Administrative and Marketing expenses:	July,15 to Dec-2015	July,14 to Dec-2014
Salary & Allowances	18,569,757	13,368,321
Office Rent	2,100,000	2,010,000
Postage & Stamp	89,693	9,019
Printing & Stationary	99,504	359,019
Repair & Maintance	300,369	261,972
Maintance of Vechile	386,474	161,380
Traveling	123,445	167,334
Conveyance	240,165	47,980
Entertainment	819,312	706,373
Paper & Periodicals	41,055	5,036
Advertisement	143,118	82,573
Subscription & Donation	170,115	543,047
Insurance premium	679,291	191,320
Form, Fees & Others	624,189	1,328,202
Board Meeting Fee	123,750	90,000
Medical Expenses	210,500	229,399
Wealfare Expenses	205,100	54,000
Electricity (H/O)	244,287	105,242
Miscellaneous Expenses	158,569	126,558
Selling & Distribution	1,049,500	717,662
Office Maintance	282,800	207,215
Telephone, Telex & Fax	63,752	72,972
Water & sewage Charges	95,235	27,382
Directors Remuneration	480,000	480,000
Auditors Remuneration	50,000	25,000
Professional Fee	45,000	45,000
Depreciation	2,442,885	1,961,345
It expenses	288,326	-
Total	30,126,191	23,383,351

8.00 Financial Expenses:		
Interest on Term Loan(HSBC)	12,669,120	17,536,168
Interest on EBL	8,524,581	2,321,919
Interest on HSBC, STL	7,945,398	8,470,463
Interest on SCB, STL	5,979,281	-
Interest on SCB, CC/overdraft	2,172,423	-
Interest on EBL, CC/overdraft	989,566	5,555,179
Bank Interest	257,698	
Bank Charge & Commission	880,915	936,531
Total	39,418,982	34,820,260